

HIGHLANDS COUNTY Health Equity Profile

Equality



Equity



2022

Table of Contents



02.

Health Equity overview

03.

Neighborhood Conditions

04.

Socioeconomic Status

05.

Children's Health

06.

Healthcare Access

07.

Leading Causes of Death

08.

Equity Suggestions

09.

References



HEALTH EQUITY

is the availability of health care while taking in to account the other factors that influence health.

- employment, housing, transportation, education, socioeconomic status, food access, etc.

EQUALITY

is equal treatment and availability of health care services for all people.

Social Determinants of Health

conditions in the environments in which people are born, live, learn, work, play, worship, and age that affect a wide range of health, functioning, and quality-of-life outcomes and risks.



Highlands County, Department of Health Health Equity Plan

Highlands County Health Equity Coalition

- Minority Health Liaison
- Health Equity Team

Health Disparity of focus is Diabetes.

For more information, visit [Highlands Health Equity Plan](#)

Neighborhood Conditions

Food insecurity is a social determinant of health.

Food Insecurity Rate

12%

Hillsborough County, 2019

FL Food Insecurity Rate: **12%**

Food insecure households typically are low-income and may experience issues like **social isolation, lack of affordable housing, low wages and high medical costs.**

Public Spaces

9%



Population Living
Within ½ Mile of a
Healthy Food Source

20%



Population living within
1/2 mile of a park



14%

Population living in severe
housing problems, 2020

- lack of kitchen facilities & plumbing facilities
- more than 1.5 persons per room
- severe cost burden (monthly housing costs including utilities exceed 50% of monthly income)

Neighborhood Conditions

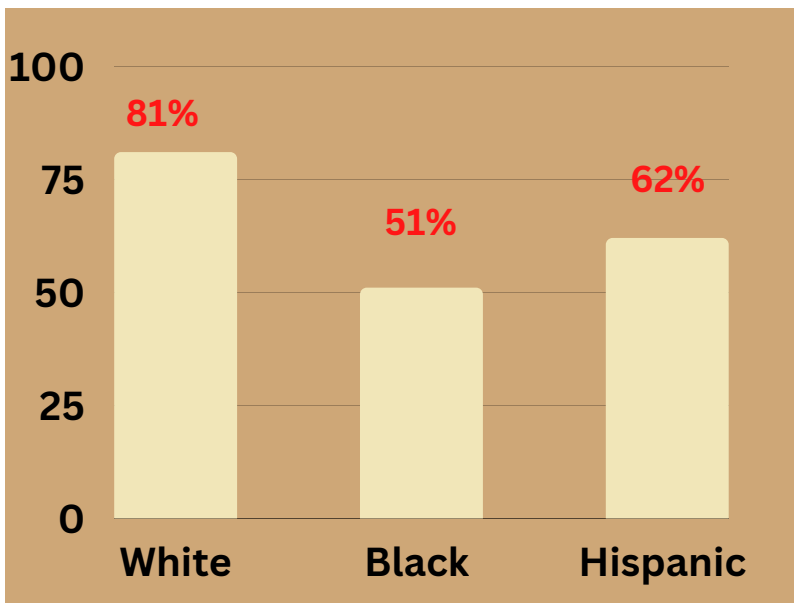
50%

Residents spending 30%+ of Household Income on Gross Rent 2015-2019

Gross rent=
Utilities + Rent

Owner-occupied housing, 2020.

Measure of well-being that assesses neighborhood stability.



Benefits to becoming a Homeowner:

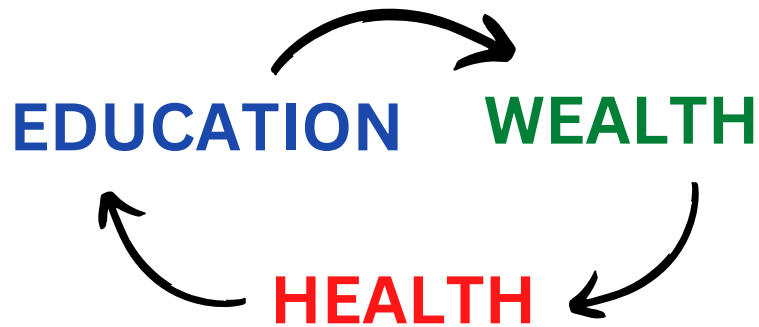
- More opportunities to save money
- Increase of Social Ties
- Higher Self-Esteem
- Increase in perceived control over your life
- Better child performance in schools

Socioeconomic Status

Education, Income, Occupations

15%

of individuals 25 years and over with no high school diploma



- Education creates opportunities for better health (income/resources, better neighborhoods, etc.)
- Poor health can effect educational attainment
- Conditions throughout life course can affect health and education (stress, access to care, discrimination, etc).

Population Living Below the Federal Poverty Line, by Race

14%

White

26%

Black

25%

Hispanic

Socioeconomic Status

Median Household Income– Racial Differences, 2020



\$45,231

White residents

\$33,530

Black residents

\$31,584

Hispanic residents

Median Household Income in Florida:



\$57,703

Unemployment Rate

9.3%

2020

4.4%

2022

COVID-19 Impact:

- February–April 2020: Florida lost 1.28 million jobs.
- 2022: Estimated the state has regained those lost jobs and added 1.65 million more.

Adolescent Health

16%

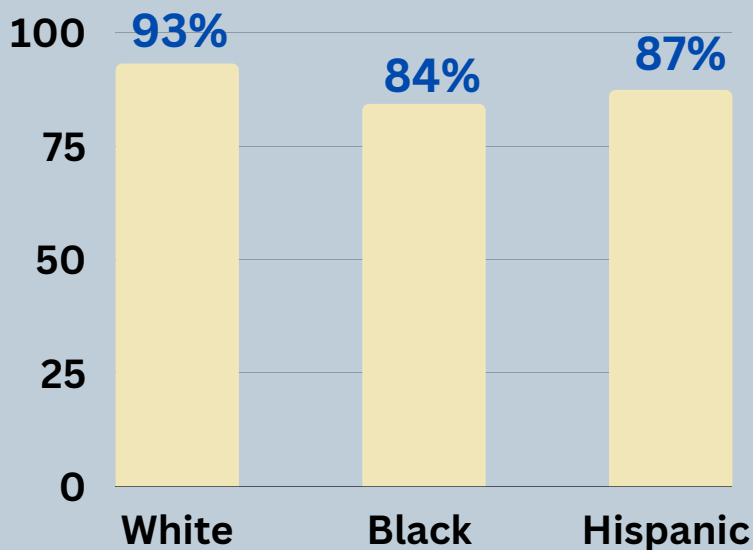
**Child Food
Insecurity Rate,
2020**



Graduation rate, 2019

Disadvantaged students	81%
are defined as those	Disadvantaged
who are determined to	
qualify for free or	91%
reduced lunch.	Not Disadvantaged

High School Graduation Rate, 2020-2021



Students who do not graduate high school are more likely to work low wage jobs, live in poverty and report worse health. For more information, visit

[Healthy People, 2030](#)

**35.1 per 1,000
K-12 Students**

- crime, violence, and disruptive behaviors

School Environmental Safety Incidents, 2021

Adolescent Health

Percent of students who were physically active for at least 60 minutes on all 7 of the past 7 days

18%

Middle School Students

18%

High School Students

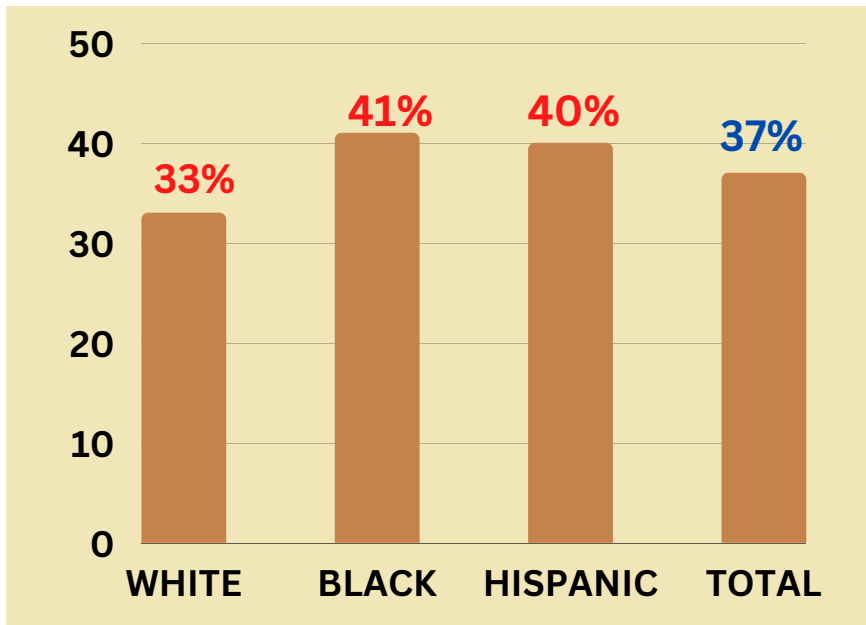


34%

of children (Middle school & High School-aged students) are overweight or obese.

Healthcare Access

Had an unmet (medical, dental or mental) health need during the past 12 months. By race, 2020



%

Adults who could not see a Doctor in the past year due to cost



78%

Adults who have a personal Doctor

Florida: 72%

Benefits of having a primary care provider:

- Saves costs
- Keep you up-to-date with vaccines and screenings
- Timely care

Healthcare Access

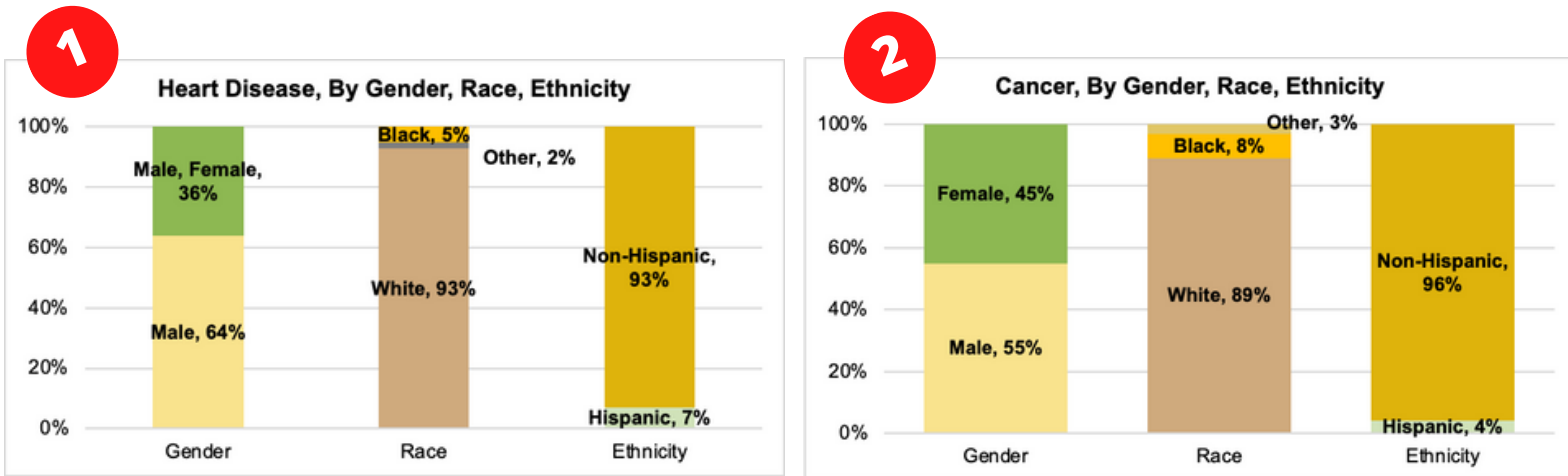
Healthcare Providers & Resources (per 100,000)	County	Florida
Total licensed Providers (Fiscal year 21-22)	169.6	314
Family practice physicians	13.4	19.2
Dentists	33.5	56.7
Pediatricians	8.6	21.9
Internists/Internal Medicine	24.9	47.3
OB/GYN's	3.8	9.2
Licensed Mental Health Counselors	26.8	57.3
FACILITIES	County	Florida
Total hospital beds	316	307.6
Total Acute care beds	316	248.9
Specialty Beds	0	58.6
Nursing Home beds	572.9	386.5

18.8% **Uninsured Population**
(under 65 years)

Leading Causes of Death, 2020


1. Heart Disease
2. Cancer
3. COVID-19
4. Chronic Lower Respiratory Disease
5. Stroke

Top 2 Leading Causes of Death, 2020¹



EQUITY CONSIDERATIONS

EQUITY CONSIDERATIONS



Households with Broadband Internet Subscription, 2016-2020

Digital Divide: growing gap between the underprivileged members of society who do not have access to computers or the internet and those that do.

low-income, elderly, handicapped, those who live in rural areas.

REFERENCES

1. Florida Environmental Public Health Tracking, 2019 (public spaces)
2. Feeding America, Map the Meal Gap., 2019 (food insecurity rates)
3. United States Bureau of the Census, American Community Survey, Table B19013. 2020 (Median. Income)
4. United States Bureau of the Census, American Community Survey, Table B25003., 2020 (living below FPL)
5. United States Department of Housing and Urban Development 2018. (severe housing problems)
6. Florida Department of Education, Education Information and Accountability Services (EIAS), 2019 (graduation rate by disadvantage)
7. Health Benefits of Home Ownership, Habitat for Humanity 2019. <http://www.rchfh.org/wp-content/uploads/2019/01/Healthy-Homes.pdf>
8. Florida Department of Health, Division of Community Health Promotion, Florida Youth Tobacco Survey (FYTS)., 2022 (Active students last 30 days)
9. Avoidable Asthma Hospitalizations, FL Health Charts. Florida Agency for Health Care Administration, 2020.
10. Florida Behavioral Risk Factor Surveillance System telephone survey conducted by the Centers for Disease Control and Prevention (CDC) and Florida Department of Health Division of Community Health Promotion. 2019 (adults w a personal doctor/ couldn't see a doctor due to cost)
11. United States Bureau of the. Census, 2020 (broadband internet)