

# MANATEE COUNTY Health Equity Profile

## Equality



## Equity



# 2022

# Table of Contents



## 01.

Health Equity overview

## 02.

Neighborhood Conditions

## 03.

Socioeconomic Status

## 04.

Chronic Conditions

## 05.

Race & Health

## 06.

Healthcare Access

## 07.

Suggestions ?

# HEALTH EQUITY

is the availability of health care while taking in to account the other factors that influence health.

- employment, housing, transportation, education, socioeconomic status, food access, etc.

# EQUALITY

is equal treatment and availability of health care services for all people.

## Social Determinants of Health

conditions in the environments in which people are born, live, learn, work, play, worship, and age that affect a wide range of health, functioning, and quality-of-life outcomes and risks.



## Health Equity Plan, Manatee County Department of Health

### Health Equity Taskforce & Healthy Living CHIP Subcommittee:

Working to address the social, community, and environmental determinants impacting infant mortality.

### Goals, by 2026:

- Increase breastfeeding rates in Manatee County
- Increase walkability and access to green spaces for Manatee County residents.

# Neighborhood Conditions

**Food insecurity is a social determinant of health.**

## Food Insecurity Rate

**18%**

Mannatee County, 2019

FL Food Insecurity Rate: **12%**



Food insecure households typically are low-income and may experience issues like **social isolation, lack of affordable housing, low wages and high medical costs.**

## Public Spaces

**23%**




Population Living Within 1/2 Mile of a Healthy Food Source



**20%**

Population living within 1/2 mile of a park



**16.7%**

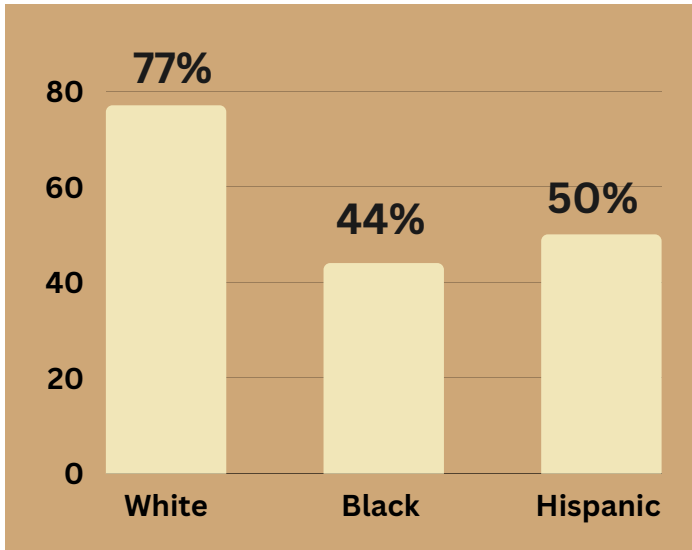
Population living in severe housing problems, 2020

- lack of kitchen facilities & plumbing facilities
- more than 1.5 persons per room
- severe cost burden (monthly housing costs including utilities exceed 50% of monthly income)

# Neighborhood Conditions

## Owner-occupied housing, 2020.

Measure of well-being that assesses neighborhood stability.



### Benefits to becoming a Homeowner:

- More opportunities to save money
- Increase of Social Ties
- Higher Self-Esteem
- Increase in perceived control over your life
- Better child performance in schools

**55%**

**Residents spending 30%+ of Household Income on Gross Rent 2015-2019**

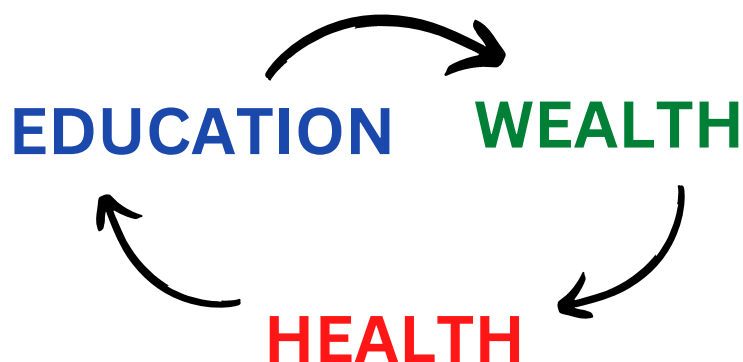
Gross rent=  
Utilities + Rent

# Socioeconomic Status

## Income, Education, Occupation

**7.2%**

of individuals 25 years and over with no high school diploma



- Education creates opportunities for better health (income/resources, better neighborhoods, etc.)
- Poor health can effect educational attainment
- Conditions throughout life course can affect health and education (stress, access to care, discrimination, etc).

## Population Living Below the Federal Poverty Line, by Race

10%	20%	19%
White	Black	Hispanic

# Socioeconomic Status

## Median Household Income– Racial Differences, 2020



**\$61,753**  
White  
residents

**\$42,104**  
Black  
residents

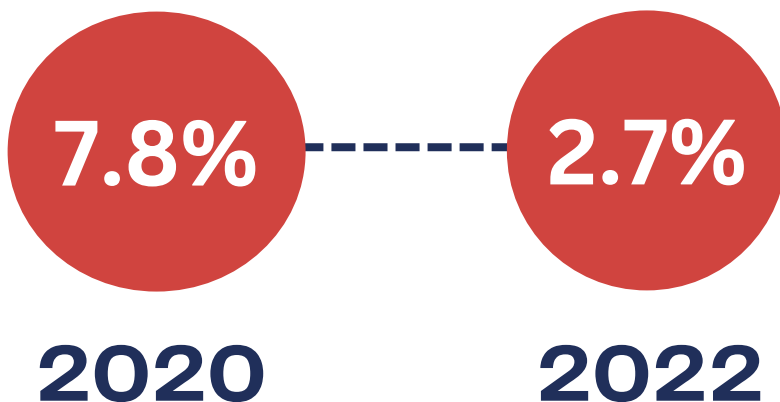
**\$45,308**  
Hispanic  
residents

## Median Household Income in Florida:



**\$57,703**

## Unemployment Rate



### COVID-19 Impact:

- February–April 2020: Florida lost 1.28 million jobs.
- 2022: Estimated the state has regained those lost jobs and added 1.65 million more.

# Adolescent Health

Birth to teens (ages 15-17)

9.5 per 1,000

Repeat Births to  
Teens (ages 15-17)

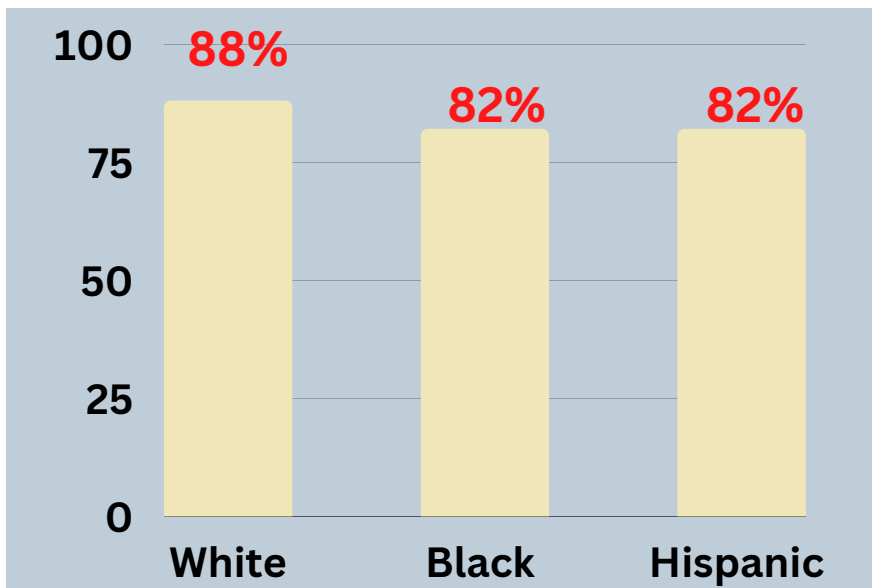
9 per 1,000



## Increased risks of:

- less or delayed prenatal care
- lower birth weight infants
- other health & cognitive issues

## High school graduation rate, by Race. 2020-21



Students who do not graduate high school are more likely to work low wage jobs, live in poverty and report worse health. For more information, visit [Healthy People, 2030](#)



# Children's Health



## Graduation rate, 2019

Disadvantaged students are defined as those who are determined to qualify for free or reduced lunch.

Disadvantaged	79%
Not Disadvantaged	93%

20%

**Child Food Insecurity Rate, 2020**

**Percent of students who were physically active for at least 60 minutes on all 7 of the past 7 days**

**18%**

**Middle School Students**

**21%**

**High School Students**



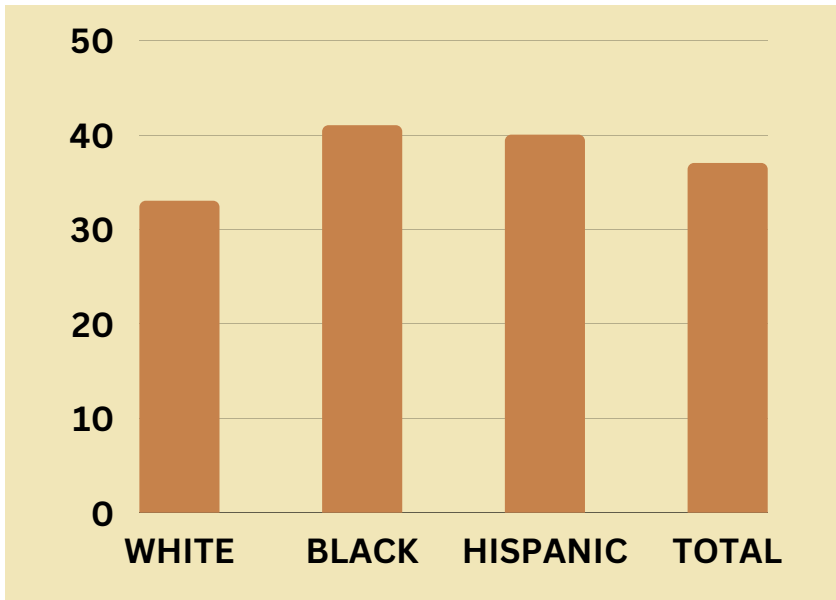
**Out of school suspensions**

**64.1**

per 1,000 K-12 Students

# Healthcare Access

Had an unmet (medical, dental or mental) health need during the past 12 months. By race, 2020



20%



Adults who could not see a Doctor in the past year due to cost



74%

Adults who have a personal Doctor

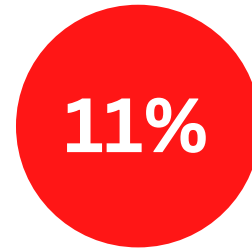
Florida: 72%

## Benefits of having a primary care provider:

- Saves costs
- Keep you up-to-date with vaccines and screenings
- Timely care

# Healthcare Access

Healthcare Providers & Resources (per 100,000)	County	Florida
Total licensed Providers (Fiscal year 21-22)	241.6	314
Family practice physicians	21	19.2
Dentists	51	56.7
Pediatricians	16	21.9
Internists/Internal Medicine	36	47.3
OB/GYN's	10	9.2
Licensed Mental Health Counselors	45	57.3
<b>FACILITIES</b>	<b>County</b>	<b>Florida</b>
Total hospital beds	225	307.6
Total Acute care beds	192	248.9
Specialty Beds	32	58.6
Nursing Home beds	401	386.5



**Population Uninsured, 2020 (0-64 years)**



## There are 9 obstetricians in Manatee County

**Access to obstetric-gynecologic care in rural communities is declining, resulting in:**

- increased numbers of out-of-hospital births
- births in hospitals without an obstetric unit
- preterm births
- higher rates of delayed prenatal care, pregnancy-related hospitalizations
- low birth weight infants, and infant mortality

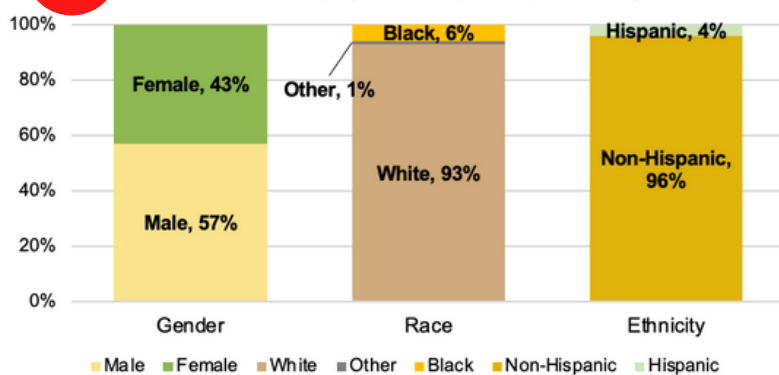
# Leading Causes of Death, 2020

1. Heart Disease
2. Cancer
3. COVID-19
4. Unintentional Injuries
5. Stroke

## Top 2 Leading Causes of Death, 2020

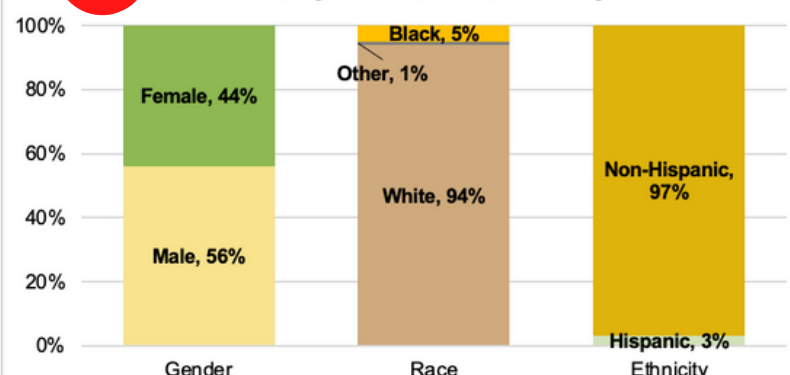
1

Heart Disease, By Gender, Race, Ethnicity



2

Cancer, By Gender, Race, Ethnicity




## EQUITY CONSIDERATIONS

**Black females ages 25–34 have the highest rates of poverty in Manatee County**

### **Risk factor for infant mortality**

- increases the likelihood of birth defects  
premature birth, and other birth complications

# EQUITY CONSIDERATIONS, continued.



## Households with Broadband Internet Subscription, 2016-2020

**Digital Divide:** growing gap between the underprivileged members of society who do not have access to computers or the internet and those that do.

**low-income, elderly, handicapped, those who live in rural areas.**

# REFERENCES

1. Florida Environmental Public Health Tracking, 2019 (public spaces)
2. Feeding America, Map the Meal Gap., 2019 (food insecurity rates)
3. United States Bureau of the Census, American Community Survey, Table B19013. 2020 (Median. Income)
4. United States Bureau of the Census, American Community Survey, Table B25003., 2020 (living below FPL)
5. United States Department of Housing and Urban Development 2018. (severe housing problems)
6. Florida Department of Education, Education Information and Accountability Services (EIAS), 2019 (graduation rate by disadvantage)
7. Health Benefits of Home Ownership, Habitat for Humanity 2019.  
<http://www.rchfh.org/wp-content/uploads/2019/01/Healthy-Homes.pdf>
8. Florida Department of Health, Division of Community Health Promotion, Florida Youth Tobacco Survey (FYTS), 2022 (Active students last 30 days)
9. Avoidable Asthma Hospitalizations, FL Health Charts. Florida Agency for Health Care Administration, 2020.
10. Florida Behavioral Risk Factor Surveillance System telephone survey conducted by the Centers for Disease Control and Prevention (CDC) and Florida Department of Health Division of Community Health Promotion. 2019 (adults w a personal doctor/ couldn't see a doctor due to cost)
11. United States Bureau of the. Census, 2020 (broadband internet)
12. Digital Divide, Stanford University.  
<https://cs.stanford.edu/people/eroberts/cs181/projects/digital-divide/start.html>