

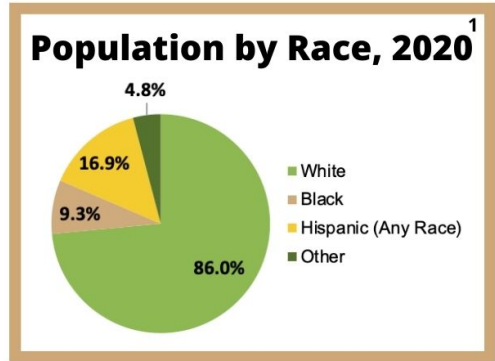
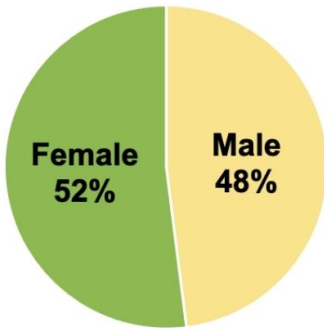
# 2022 MANATEE COUNTY HEALTH PROFILE

## Community demographics in 2020

**397,727**

people living in Manatee county<sup>1</sup>

### Population by Gender, 2020<sup>1</sup>



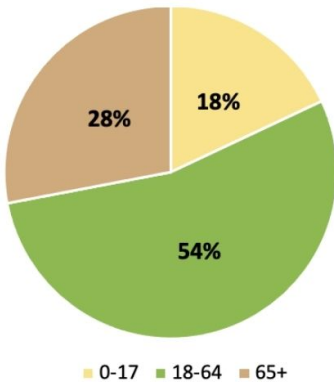
**80.5 Years**  
Life expectancy<sup>2</sup>

**48.8 Years**  
Median age<sup>2</sup>

**\$59,963**  
Median income<sup>3</sup>

**27%**  
Adults with any disability<sup>4</sup>

### Population by Age, 2020<sup>1</sup>



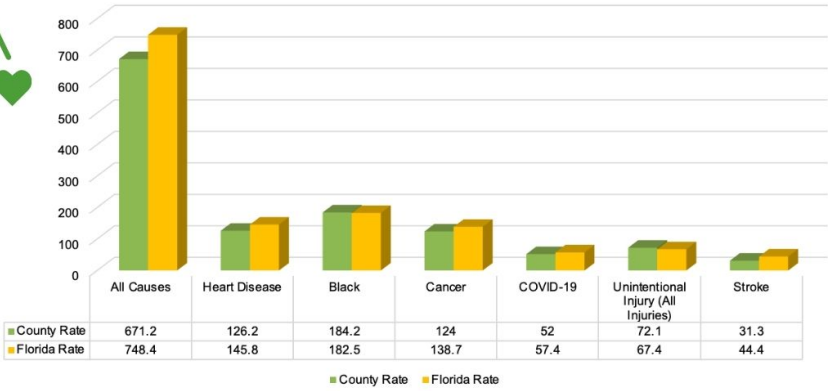
**1st quartile**  
Median income is \$2,260 higher than state average.

**3rd quartile**  
Bacterial STD cases occur at 575.3 per 100,000, compared to 702.7 in Florida.

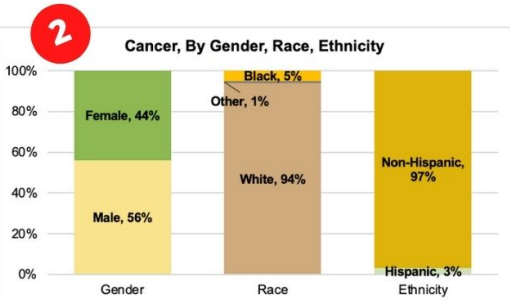
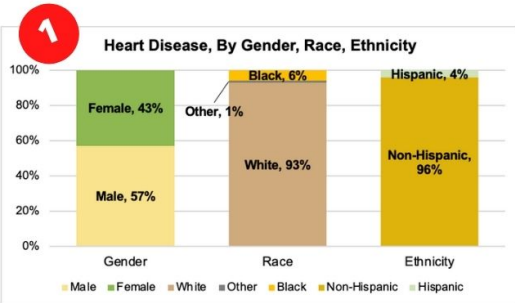
**4th quartile**  
7.4% more individuals living in poverty than in Florida.

# Health Status

## Age-adjusted Rates Top 5 Leading Causes of Death, 2020<sup>1</sup>



## Top 2 Leading Causes of Death, 2020<sup>1</sup>



## COVID-19<sup>5</sup> (week of July 22-28, 2022)

**1,331**  
Cases

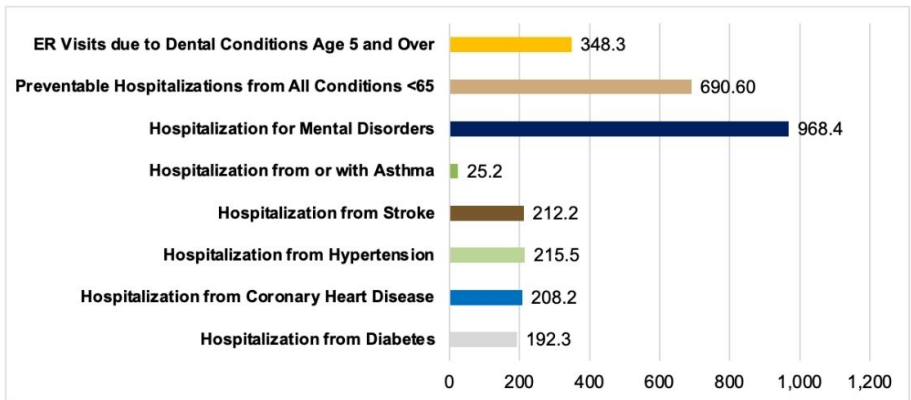
**2,530,701**  
Manatee County  
Residents fully  
vaccinated

**70%**  
Individuals  
12+ Fully  
Vaccinated

**77,565** Statewide deaths since March 2020

The COVID-19 pandemic began in January 2020. Individuals can protect themselves and others through vaccination as well as through safety measures such as social distancing, wearing a mask, and staying home when sick. At-home testing is now more readily available and may have an impact on cases reported. For the most up to date data on COVID-19, visit [cdc.gov/coronavirus](https://www.cdc.gov/coronavirus)

# Hospitalization Rates (per 100,000)<sup>6</sup>



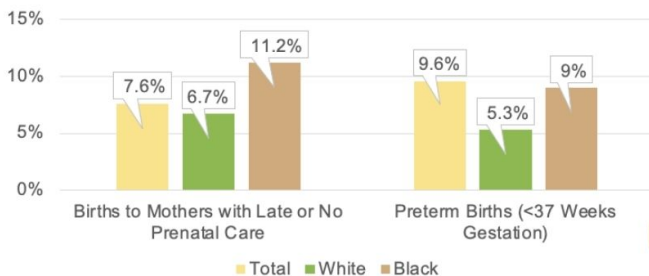
## Behavioral risk factors<sup>4</sup>

Behavioral risk factors (2020)	County	Florida
Adults who are obese	25.8%	27%
Adults who are overweight	35.9%	37.6%
Adults who currently smoke	13.3%	14.8%
Adults who are current e-cigarette smokers	16.3%	7.5%
Adults who engage in binge or heavy drinking	19.7%	18%
Adults who are sedentary	26.1%	26.5%
Adults who consume 2+ servings of fruits & vegetables per day	39.4%	36.7%

Behavioral risk factors estimate the prevalence of personal health behaviors that can affect morbidity and mortality. Engaging in negative behaviors can increase the likelihood of developing or worsening chronic diseases. While positive health behaviors can improve quality of life.

## Maternal & Child Health

### Selected Maternal Health Risk Factors By Race, 2020<sup>1</sup>



**9**  
Births per 1,000 females<sup>1</sup>

**22.2**  
Teen births per 1,000, females 15-19 years old<sup>1</sup>



**5**  
Infant deaths, per 1,000 Live Births<sup>1</sup>

# Sociodemographics



**10.2%**  
Households receiving Food Stamps (SNAP)<sup>7</sup>



**6%**  
Unemployment rate as of August 2020<sup>8</sup>



**11%**  
People below 100% of the Federal Poverty Line<sup>9</sup>



**86.4%**  
Households with access to broadband internet access<sup>10</sup>



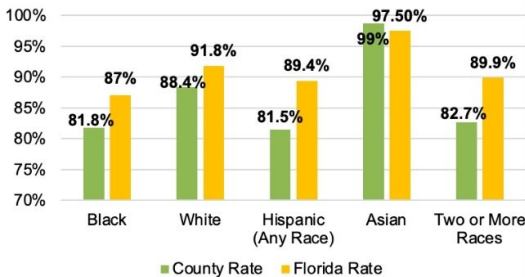
## Education

**4.2%**  
People with Less Than 9th Grade Education<sup>11</sup>

**54,669**  
People with a Bachelor's Degree<sup>11</sup>

During the 2020-2021 school year, Manatee county had a **85.1%** high school graduation rate compared to Florida's **90%** graduation rate.

### 2020-2021 High School Graduates by Race/Ethnicity Cohort<sup>12</sup>



## Health Access

Healthcare Providers & Resources (per 100,000) <sup>13</sup>	County	Florida
Total licensed Providers (Fiscal year 21-22)	241.6	314
Family practice physicians	21	19.2
Dentists	51	56.7
Pediatricians	16	21.9
Internists/Internal Medicine	36	47.3
OB/GYN's	10	9.2
Licensed Mental Health Counselors	45	57.3
FACILITIES <sup>14</sup>	County	Florida
Total hospital beds	225	307.6
Total Acute care beds	192	248.9
Specialty Beds	32	58.6
Nursing Home beds <sup>14</sup>	401	386.5

**45,050**  
Uninsured Individuals in Manatee County



# Sources



1. Florida Department of Health, Bureau of Vital Statistics, 2020.
2. US Bureau of the Census, American Community Survey, Table B01002, 2020.
3. US Bureau of the Census, American Community Survey, Table B19013, 2020.
4. Florida Behavioral Risk Factor Surveillance System telephone survey conducted by the Centers for Disease Control and Prevention (CDC) and Florida Department of Health Division of Community Health Promotion, 2019.
5. Florida Department of Health COVID-19 Response, Accessed 8/1/2021
6. Florida Agency for Health Care Administration (AHCA), 2020.
7. US Census Bureau DP03 Selected Economic Characteristics, 2020.
8. U.S. Department of Labor, Bureau of Labor Statistics, Local Area Unemployment Statistics Program, in cooperation with the Florida Department of Economic Opportunity, Bureau of Workforce Statistics and Economic Research, 2021.
9. US Census Bureau S1701 Poverty status in the past 12 months, 2020.
10. US Census Bureau S2801 Types of Computers and Internet Subscriptions, 2020.
11. US Census Bureau DP02 Selected Social Characteristics in the United States, 2020.
12. Florida Department of Education, Education Information and Accountability Services (EIAS), 2020.
13. Florida Department of Health, Division of Medical Quality Assurance, 2020.
14. Florida Agency for Health Care Administration (AHCA), 2020.