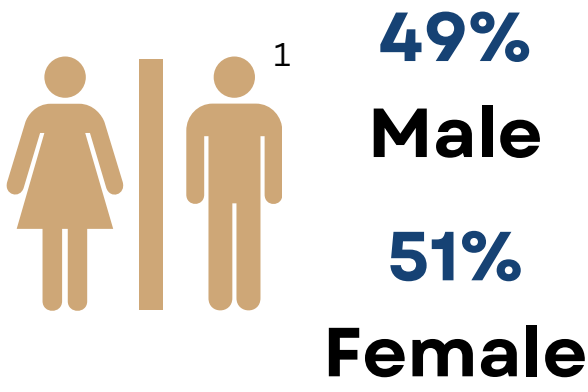


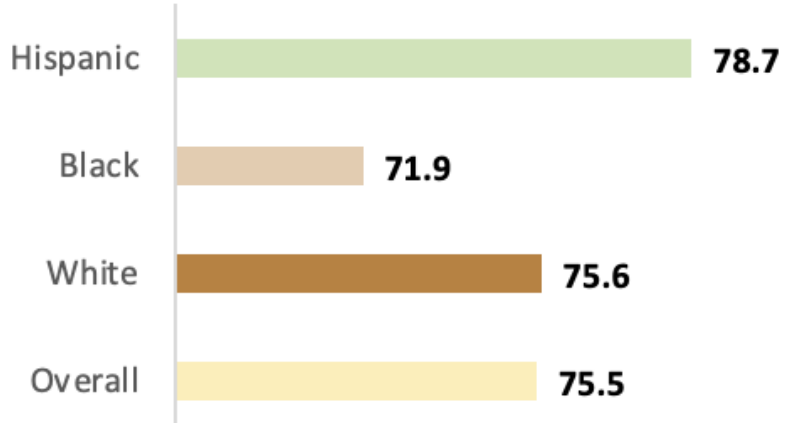


2023 HIGHLANDS COUNTY HEALTH PROFILE

Total Population: **106,182**¹



Life Expectancy by Race/Ethnicity²



Population by Age¹

Population under age 5: **3.9%**

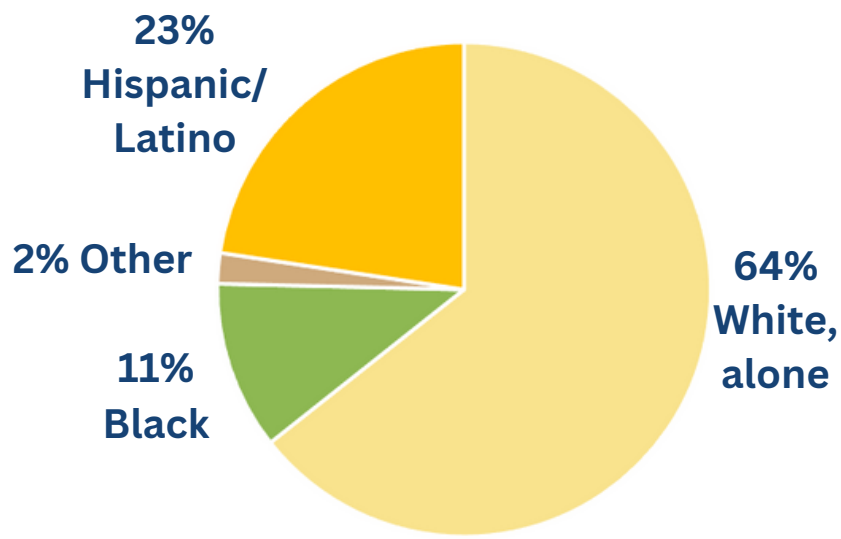
Population under 18: **16.6%**

Population over 65: **36.2%**

53.7¹

Median Age

Population by Race/Ethnicity¹



HEALTH STATUS & OUTCOMES



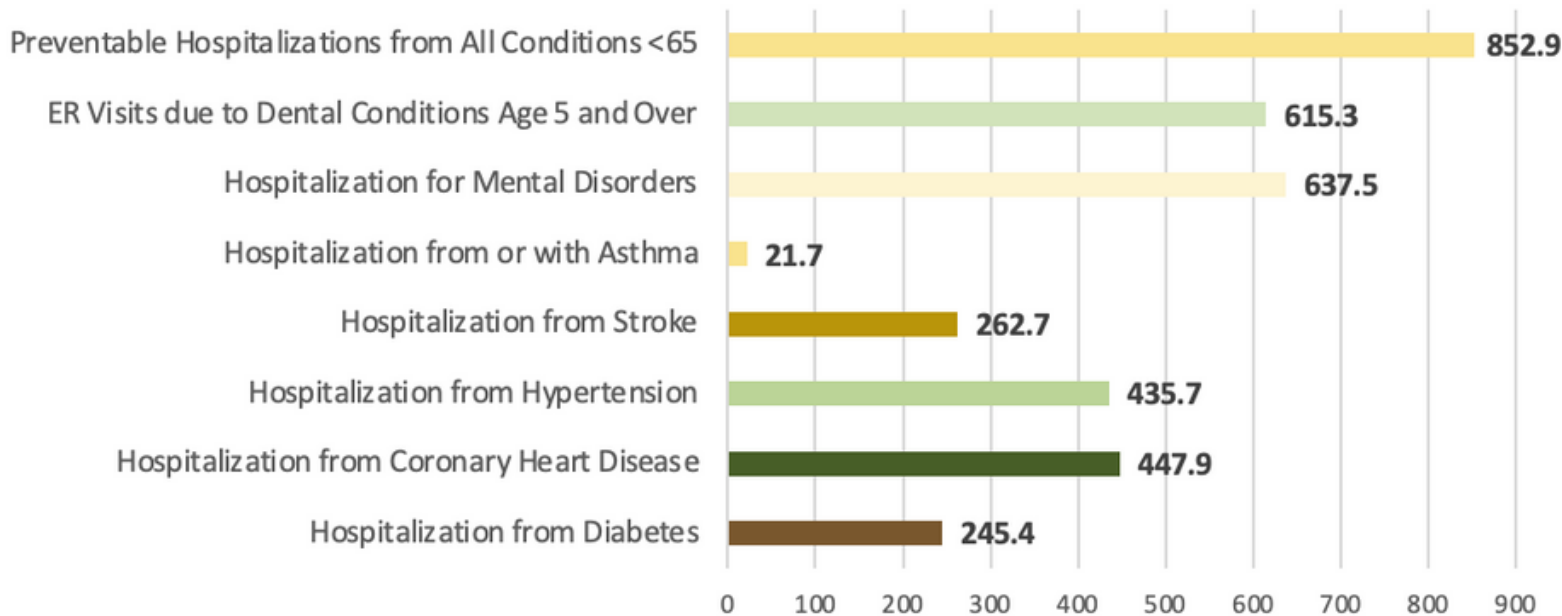
TOP 5 LEADING CAUSES OF DEATH³

1. Heart Disease
2. Cancer
3. COVID-19
4. Stroke
5. Chronic lower respiratory disease

Heart Disease death rates are highest among **Blacks and Males**. Cancer death rates are highest among **Whites and Males**.



Hospitalization Rates (per 100,000)⁴ 2019-2021



40.7%

of Adults with a Disability⁵



HEALTH STATUS & OUTCOMES



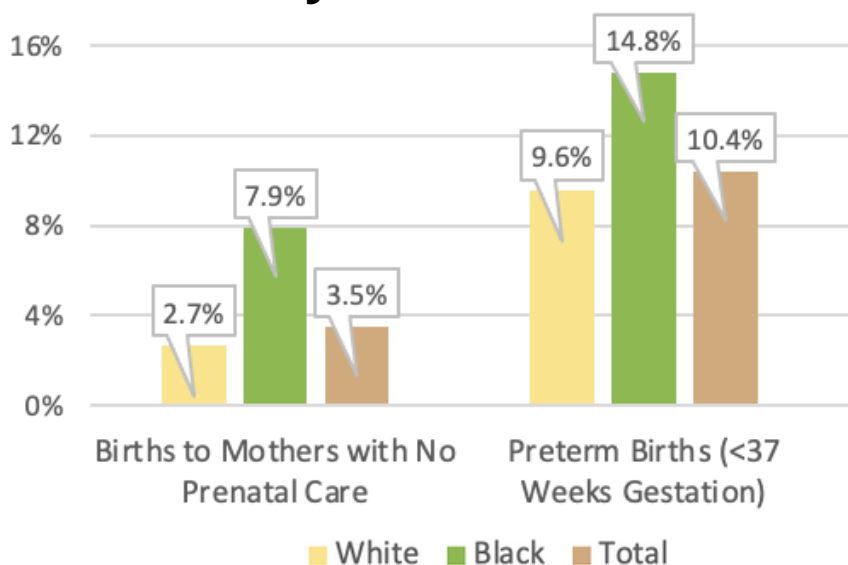
Behavioral Risk Factors⁶

Behavioral risk factors estimate the prevalence of personal health behaviors that can affect morbidity and mortality. Engaging in negative behaviors can increase the likelihood of developing or worsening chronic diseases.

BEHAVIORAL RISK FACTORS	%
Adults who are sedentary	26.5%
Adults who binge drink	18%
Adults with Diabetes	11.7%
Adults who currently use e-cigarettes	7.5%
Adults who smoke	14.8%
Adults who are obese	27%
Adults who are obese or overweight	64.6%
Poor mental health days (14+)	13.8%

Maternal & Child Health³

Selected Maternal Health Risk Factors By Race, 2021



6.3%

Babies with Low Birthweight

24.3 %

Teen births per 1,000, females 15-19 years old



5.7 %

Infant deaths, per 1,000 Live Births

SOCIODEMOGRAPHICS




15.2%

Households⁷
receiving Cash
Assistance or
Food Stamps
(SNAP)



4.7%

Unemployment⁸
rate as of
September 2023



15.9%


People below⁹
100% of the
Federal
Poverty Line



81.1%

Households¹⁰
with access to
broadband
internet access

ALICE threshold:



Households living
under ALICE in
Highlands County¹¹

is the bare minimum cost of household basics necessary to live and work (housing, child care, food, transportation, health care, and technology, plus taxes and a contingency fund equal to 10% of the household budget.



\$46,895

Median Household Income¹²

Highlands County's
median household
income is **\$14,882 less**
than Florida's.

SOCIODEMOGRAPHICS



Education¹³

14.1%

People with Less Than 9th Grade Education

18.8%

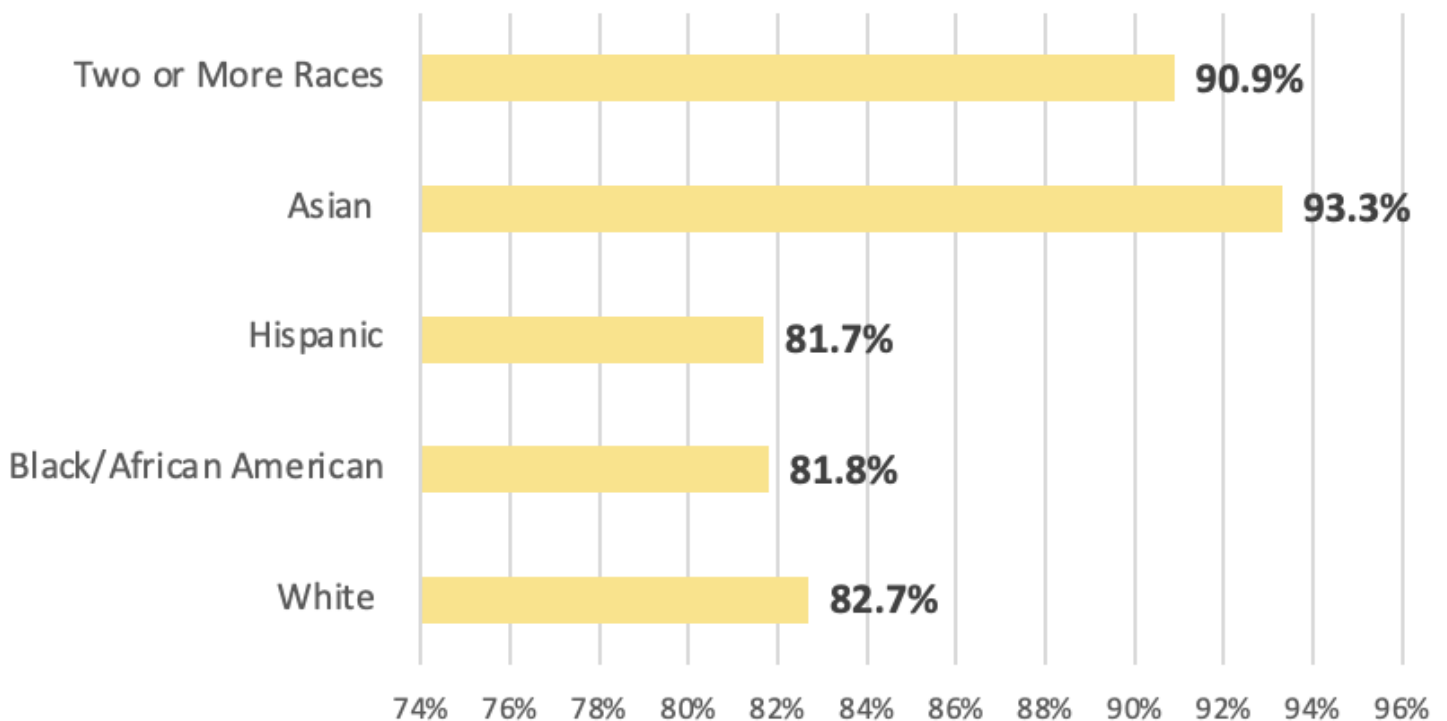
People with a Bachelor's or Higher Degree

11%

Youth not in school or working

During the 2021-2022 school year, Highlands county had a **82.6%** high school graduation rate, a **decrease** of the 2020-2021 school year graduation rate of **84.4%**.

2021-2022 High School Graduates by Race/Ethnicity



HEALTHCARE ACCESS



16%

of Adults couldn't see a Doctor in the past year due to cost ¹⁴



19%

Uninsured Adults ¹⁵

Healthcare Providers ²	County Ratio
Primary Care Providers	1 per 1,810 people
Dentists	1 per 2,300 people
Mental Health Providers	1 per 1,200 people
Healthcare Resources ⁴	Rate per 100,000
Hospital Beds	310.8
Nursing Home beds	598
Acute Care Beds	310.8

In Highlands County, 19% of adults reported that they consider themselves in fair or poor health.²

Among Community Health Rankings, Highlands County ranks **49th of 67** Florida Counties ²



ENVIRONMENT

23%

of renters spend 30% or more of their monthly income on rent¹²

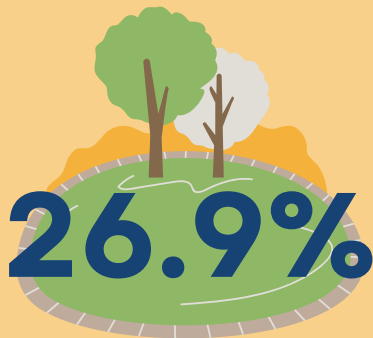


Food Environment Index²

6.1



Combines two measures: % of the population that is low-income and has low access to a grocery store, and % of the population that is food insecure. (Ranked 0 - worst to 10 - best)



of residents live within a half mile from a park¹⁵

In 2021:¹⁶

- **85** Extreme Heat Days
- Annual Ozone Air Quality: **0**
- **3.4%** of Highlands County residents live 150m from a highway

SOURCES

1. U.S. Census Bureau Population and Housing Unit Estimates, 2022
2. County Health Rankings, 2023
3. Florida Department of Health, Bureau of Vital Statistics, 2021
4. Florida Agency for Health Care Administration (AHCA) 2022
5. American Community Survey, 1-year, 2023
6. Florida Behavioral Risk Factor Surveillance System, 2017-2019
7. US Census Bureau DP03 Selected Economic Characteristics, 2021.
8. U.S. Department of Labor, Bureau of Labor Statistics, Local Area Unemployment Statistics Program ,2022
9. US Census Bureau S1701 Poverty status in the past 12 months, 2021
10. US Census Bureau S2801 Types of Computers and Internet Subscriptions, 2021
11. ALICE Report, 2023
12. American community survey, 5-year, 2022
13. Florida Department of Education, Education Information and Accountability Services (EIAS), 2022
14. Florida Behavioral Risk Factor Surveillance System 2019
15. CDC- PLACES 2022
16. National Environmental Public Health Tracking Network, 2022