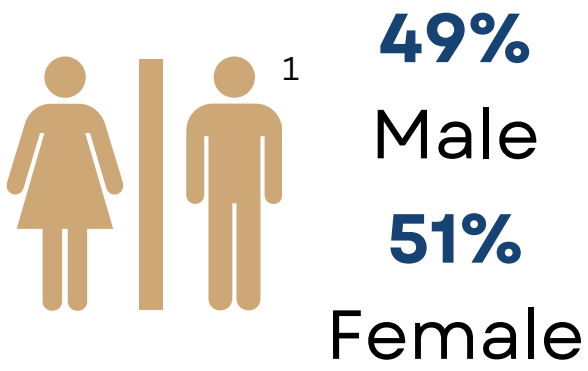


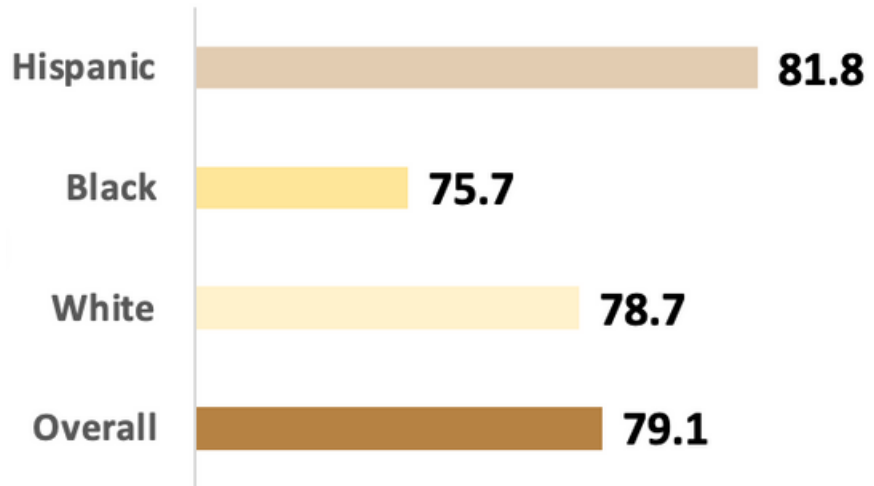


# 2023 HILLSBOROUGH COUNTY HEALTH PROFILE

Total Population: **1,511,612**<sup>1</sup>



## Life Expectancy by Race/Ethnicity<sup>2</sup>



## Population by Age<sup>1</sup>

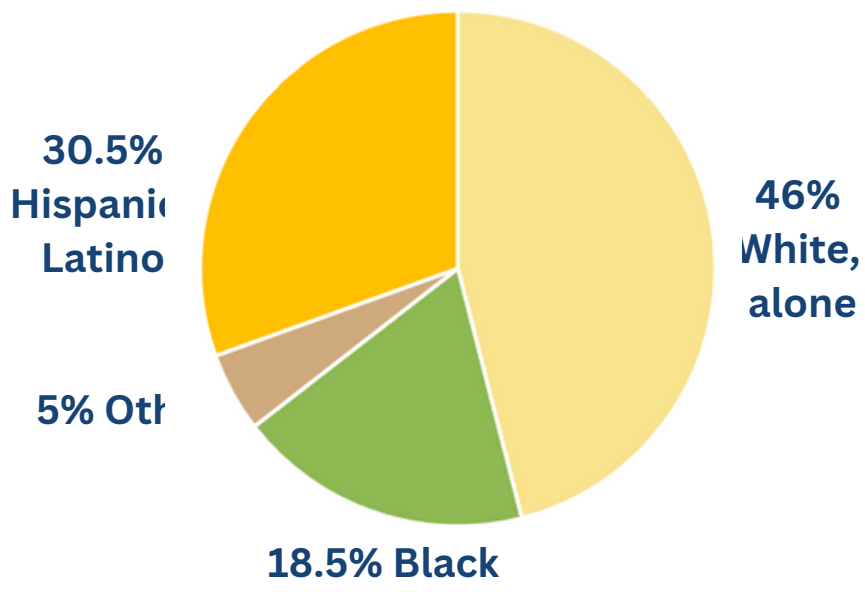
Population under age 5: **5.7%**

Population under 18: **21.5%**

Population over 65: **15.1%**

**37.6**  
Median Age<sup>1</sup>

## Population by Race/Ethnicity<sup>1</sup>



# HEALTH STATUS & OUTCOMES



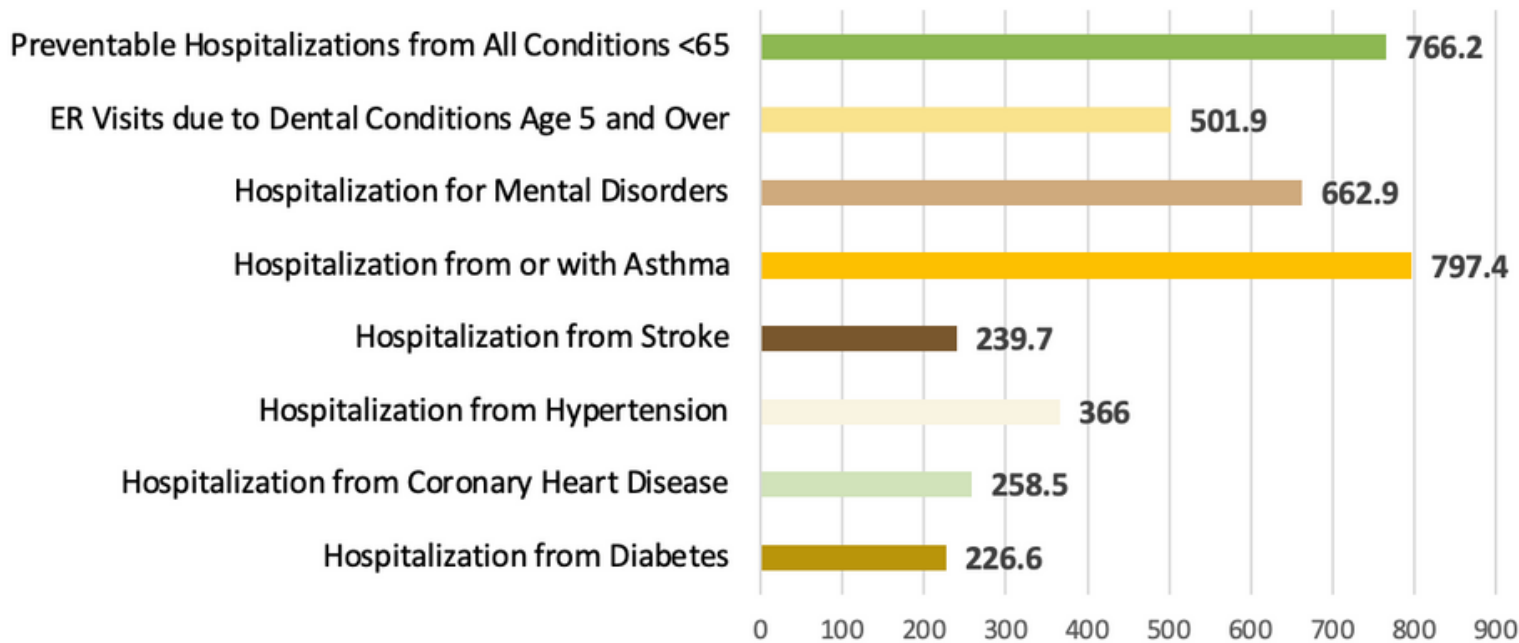
## TOP 5 LEADING CAUSES OF DEATH<sup>3</sup>

1. Heart Disease
2. Cancer
3. COVID-19
4. Unintentional Injury
5. Stroke

Among the Top 2 causes of death, rates are **highest among Blacks and males.**



## Hospitalization Rates (per 100,000)<sup>4</sup> 2019-2021



# 11.6%

Adults with a Disability<sup>5</sup>



# HEALTH STATUS & OUTCOMES



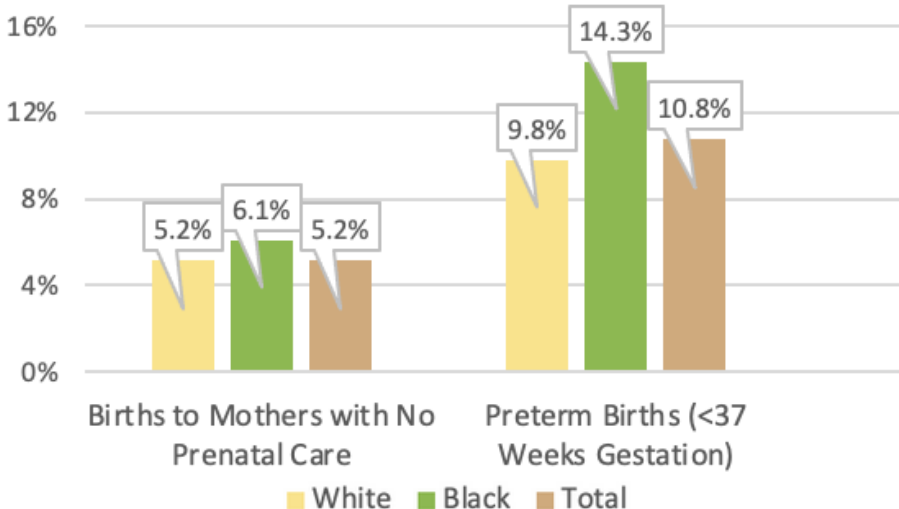
## Behavioral Risk Factors<sup>6</sup>

Behavioral risk factors estimate the prevalence of personal health behaviors that can affect morbidity and mortality. Engaging in negative behaviors can increase the likelihood of developing or worsening chronic diseases.

BEHAVIORAL RISK FACTORS	%
Adults who are sedentary	27.4%
Adults who binge drink	16%
Adults with Diabetes	10.9%
Adults who currently use e-cigarettes	5.7%
Adults who smoke	16%
Adults who are obese	30%
Adults who are obese or overweight	68.8%
Poor mental health days (14+)	14.8%

## Maternal & Child Health<sup>3</sup>

### Selected Maternal Health Risk Factors By Race, 2021



**9.6%**

**Babies with Low Birthweight**

**13.9%**

**Teen births per 1,000, females 15-19 years old**



**7%**

**Infant deaths, per 1,000 Live Births**

# SOCIODEMOGRAPHICS




**13.1%**

Households<sup>7</sup>  
receiving  
Food Stamps  
(SNAP)



**3.1%**

Unemployment  
rate as of  
August 2023<sup>8</sup>



**14%**


People below<sup>9</sup>  
100% of the  
Federal  
Poverty Line



**91%**

Households<sup>10</sup>  
with access to  
broadband  
internet access

## ALICE threshold:



Households living  
below ALICE in  
Hillsborough County<sup>11</sup>

is the bare minimum cost of household basics necessary to live and work (housing, child care, food, transportation, health care, and technology, plus taxes and a contingency fund equal to 10% of the household budget.



**\$67,449**

Median Household Income<sup>12</sup>

Hillsborough County's  
median household  
income is \$5,672  
greater than Florida's.

# SOCIODEMOGRAPHICS



## Education<sup>13</sup>

**9.2%**

People with Less Than 9th Grade Education

**35.5%**

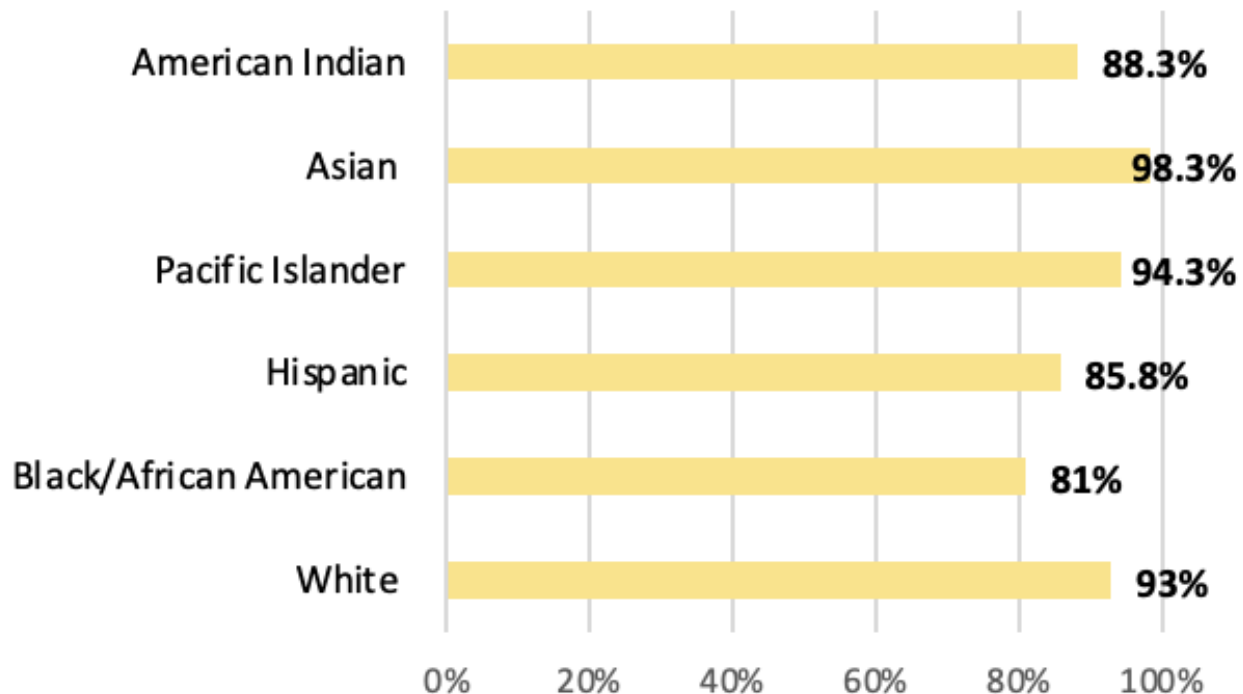
People with a Bachelor's or Higher Degree

**6.7%**

Youth not in school or working

During the 2021-2022 school year, Hillsborough county had a **87.9%** high school graduation rate, a **decrease** of the 2020-2021 school year graduation rate of **89.2%**.

### 2021-2022 High School Graduates by Race/Ethnicity



# HEALTHCARE ACCESS



**15.6%**

of adults couldn't see a doctor in the past year due to cost<sup>14</sup>



**13%**

Uninsured Adults<sup>15</sup>

Healthcare Providers <sup>2</sup>	County Ratio
Primary Care Providers	1 per 1,220 people
Dentists	1 per 1,620 people
Mental Health Providers	1 per 480 people
Healthcare Resources <sup>4</sup>	Rate per 100,000
Hospital Beds	316.8
Nursing Home beds	249.1
Acute Care Beds	261.4

**In Hillsborough County, 15% of adults reported that they consider themselves in fair or poor health.<sup>2</sup>**

Among Community Health Rankings, Hillsborough County ranks **15th of 67** Florida Counties<sup>2</sup>



# ENVIRONMENT

## 53.7%

of renters spend 30% or more of their monthly income on rent<sup>12</sup>

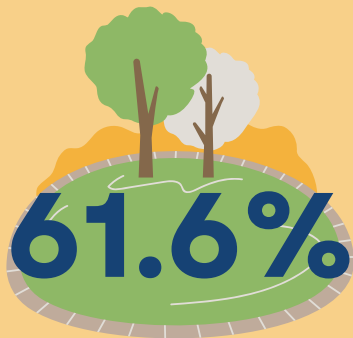


## Food Environment Index<sup>2</sup>

## 7.7



**Combines two measures:** % of the population that is low-income and has low access to a grocery store, and % of the population that is food insecure. (Ranked 0 - worst to 10 - best)



of residents live within a half mile of a park<sup>15</sup>

## In 2021:<sup>16</sup>

- **18** Extreme Heat Days
- Annual Ozone Air Quality: **4**
- **30,128 pounds** of recognized carcinogens released into the air

# SOURCES

1. U.S. Census Bureau Population and Housing Unit Estimates, 2022
2. County Health Rankings, 2023
3. Florida Department of Health, Bureau of Vital Statistics, 2021
4. Florida Agency for Health Care Administration (AHCA) 2022
5. American Community Survey, 1-year, 2023
6. Florida Behavioral Risk Factor Surveillance System, 2017-2019
7. US Census Bureau DP03 Selected Economic Characteristics, 2021.
8. U.S. Department of Labor, Bureau of Labor Statistics, Local Area Unemployment Statistics Program ,2022
9. US Census Bureau S1701 Poverty status in the past 12 months, 2021
10. US Census Bureau S2801 Types of Computers and Internet Subscriptions, 2021
11. ALICE Report, 2023
12. American community survey, 5-year, 2022
13. Florida Department of Education, Education Information and Accountability Services (EIAS), 2022
14. Florida Behavioral Risk Factor Surveillance System 2019
15. CDC- PLACES 2022
16. National Environmental Public Health Tracking Network, 2022