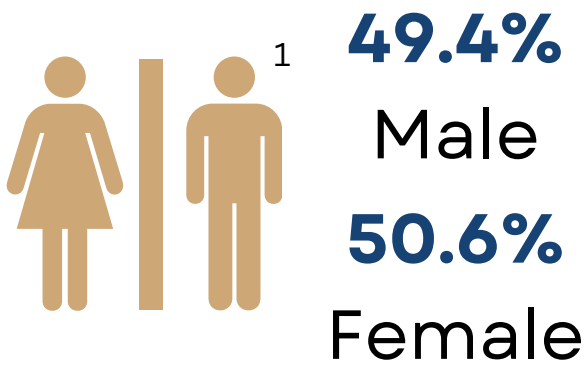


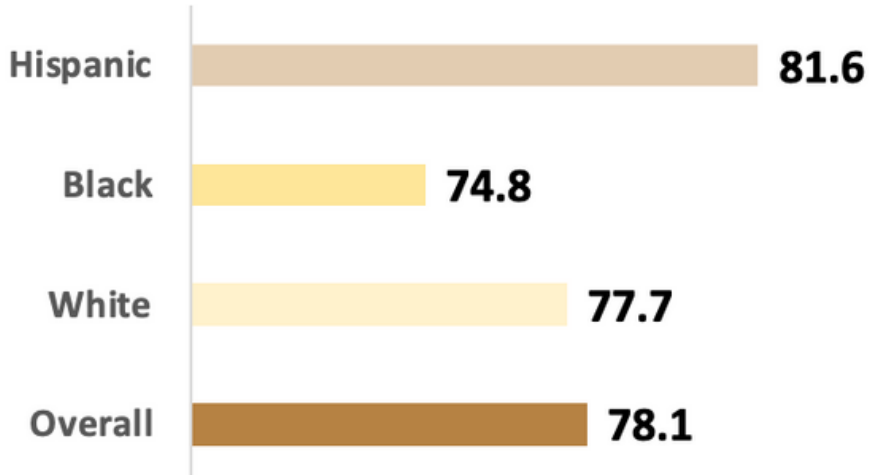


2023 POLK COUNTY HEALTH PROFILE

Total Population: **787,404**¹



Life Expectancy by Race/Ethnicity²



Population by Age¹

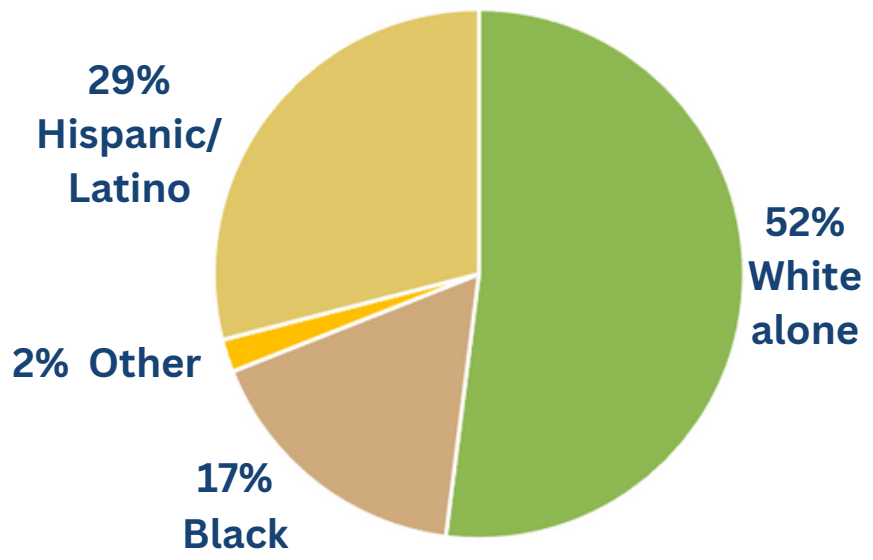
Population under age 5: **5.6%**

Population under 18: **21.8%**

Population over 65: **19.6%**

40.2
Median Age¹

Population by Race¹





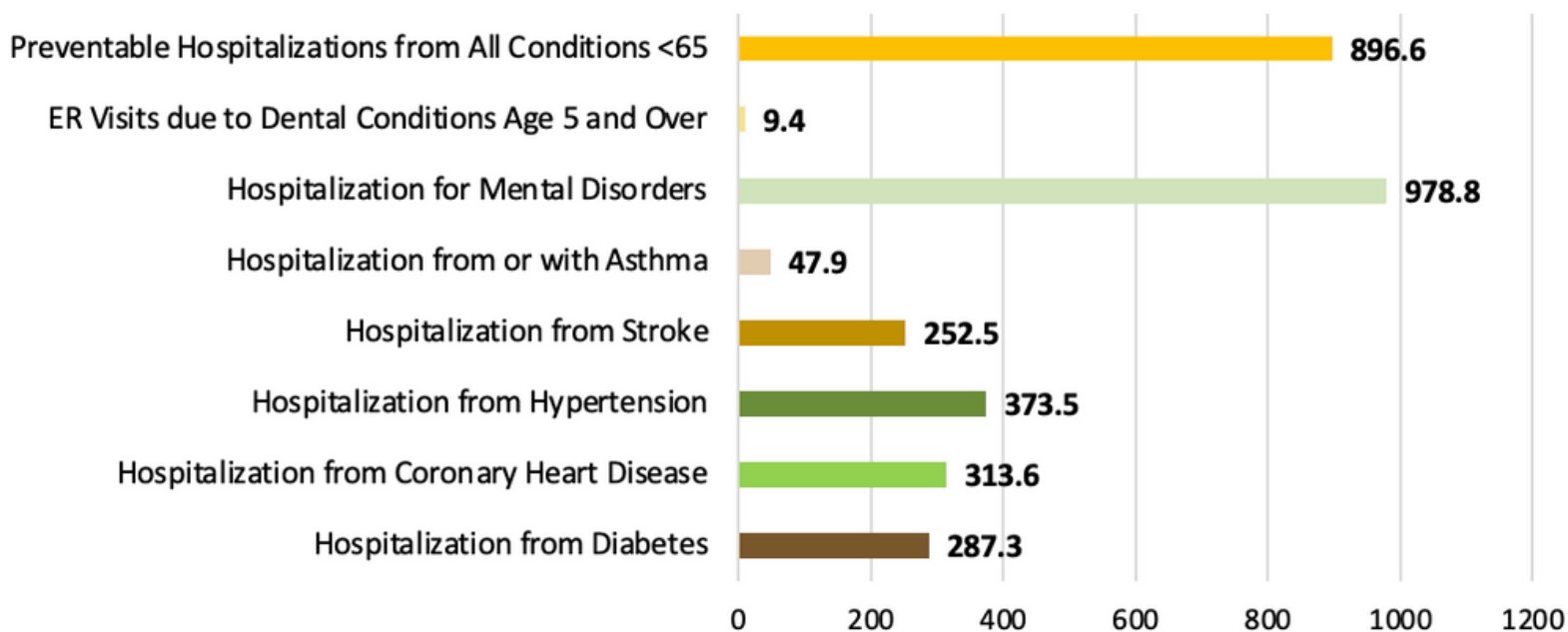
TOP 5 LEADING CAUSES OF DEATH³

1. Heart Disease
2. Cancer
3. COVID-19
4. Stroke
5. Unintentional Injury

Among Heart Disease deaths, rates are highest among **Blacks and males**. For Cancer, rates are highest among **Whites and males**.



Hospitalization Rates (per 100,000)⁴ 2019-2021



14.6%

of Adults with a Disability⁵





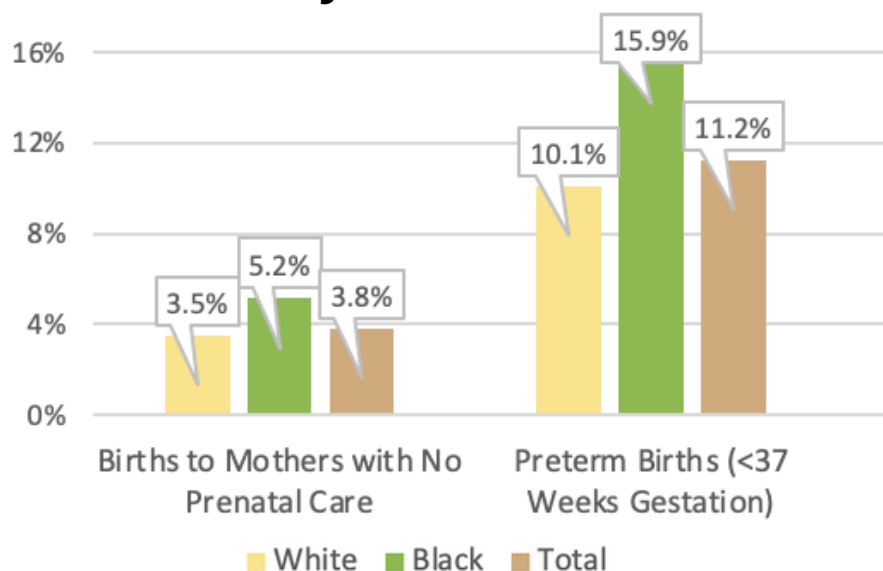
Behavioral Risk Factors⁶

Behavioral risk factors estimate the prevalence of personal health behaviors that can affect morbidity and mortality. Engaging in negative behaviors can increase the likelihood of developing or worsening chronic diseases.

BEHAVIORAL RISK FACTORS	%
Adults who are sedentary	31.7%
Adults who binge drink	13.7%
Adults with Diabetes	15.4%
Adults who currently use e-cigarettes	7%
Adults who smoke	18%
Adults who are obese	36.3%
Adults who are obese or overweight	71.4%
Poor mental health days (14+)	15.1%

Maternal & Child Health³

Selected Maternal Health Risk Factors By Race, 2021



9%

Babies with Low Birthweight

20%

Teen births per 1,000, females 15-19 years old



7.4%

Infant deaths, per 1,000 Live Births

SOCIODEMOGRAPHICS



15.5%

Households⁷
receiving Cash
Assistance or
Food Stamps
(SNAP)



3%

Unemployment⁸
rate 2020



14.6%

People below⁹
100% of the
Federal
Poverty Line



80.3%

Households¹⁰
with access to
broadband
internet access

ALICE threshold:

is the bare minimum cost of household basics necessary to live and work (housing, child care, food, transportation, health care, and technology, plus taxes and a contingency fund equal to 10% of the household budget.

34%

Households living
under ALICE in
Polk County¹¹



\$55,099

Median Household Income¹²

Polk County's median
household income is
\$6,678 less than
Florida's.

SOCIODEMOGRAPHICS



Education¹³

5.7%

People with Less Than 9th Grade Education

20.6%

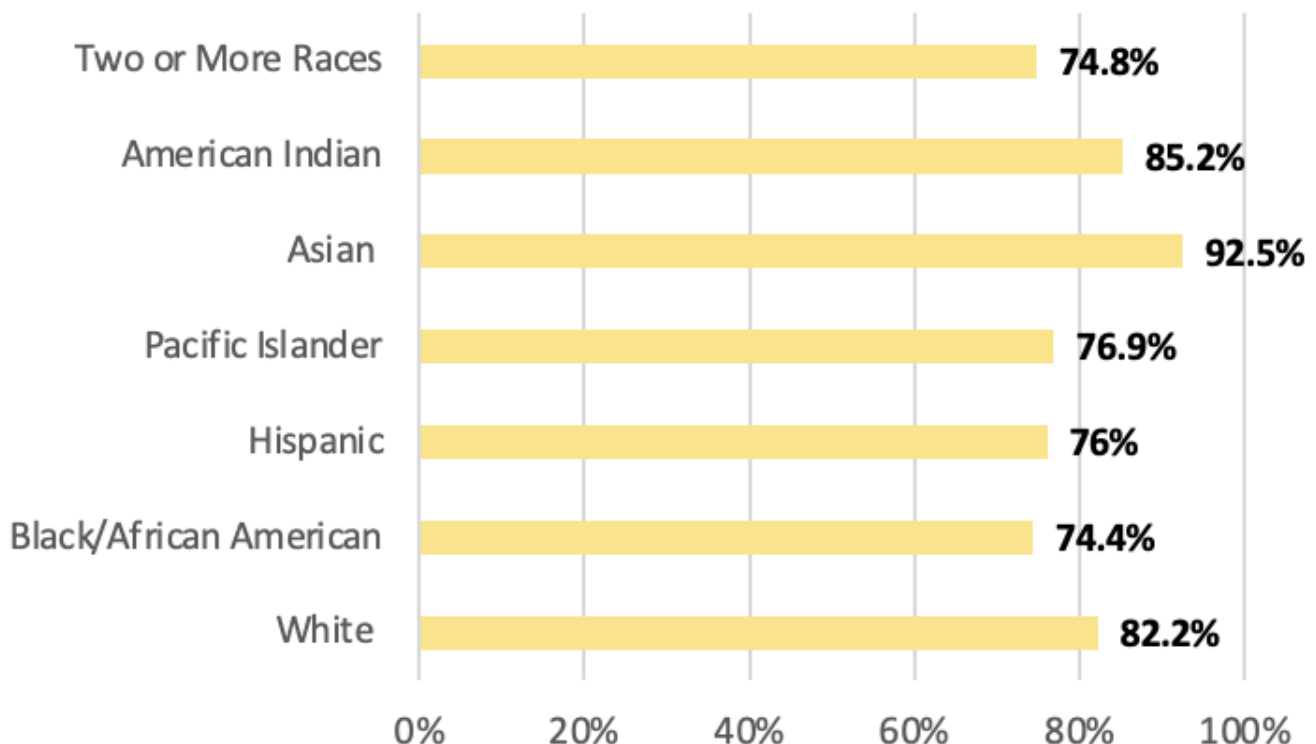
People with a Bachelor's or Higher Degree

10.4%

Youth not in school or working¹⁴

During the 2021-2022 school year, Polk county had a **78.3%** high school graduation rate, a **decrease** of the 2020-2021 school year graduation rate of **85.3%**.

2021-2022 High School Graduates by Race/Ethnicity



HEALTHCARE ACCESS



19.8%

of Adults couldn't see a Doctor in the past year due to cost ¹⁴



16%

Uninsured Adults ¹⁵

Healthcare Providers ²	County Ratio
Primary Care Providers	1 per 2,190 people
Dentists	1 per 2,760 people
Mental Health Providers	1 per 880 people
Healthcare Resources ⁴	Rate per 100,000
Hospital Beds	243.8
Nursing Home beds	413.1
Acute Care Beds	206.2

In Polk County, 18% of adults reported that they consider themselves in fair or poor health.²

Among Community Health Rankings, Polk County ranks **29th of 67** Florida Counties²



ENVIRONMENT

50.9%

of renters spend 30% or more of their monthly income on rent¹²

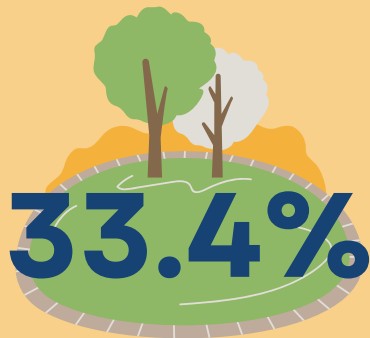


Food Environment Index²

6.8



Combines two measures: % of the population that is low-income and has low access to a grocery store, and % of the population that is food insecure. (Ranked 0 - worst to 10 - best)



of residents live within a half mile from a park¹⁵

In 2021:¹⁶

- **27** Extreme Heat Days
- Annual Ozone Air Quality: **1**
- **128,010 pounds** of recognized carcinogens released into the air

SOURCES

1. U.S. Census Bureau Population and Housing Unit Estimates, 2022
2. County Health Rankings, 2023
3. Florida Department of Health, Bureau of Vital Statistics, 2021
4. Florida Agency for Health Care Administration (AHCA) 2022
5. American Community Survey, 1-year, 2023
6. Florida Behavioral Risk Factor Surveillance System, 2017-2019
7. US Census Bureau DP03 Selected Economic Characteristics, 2021.
8. U.S. Department of Labor, Bureau of Labor Statistics, Local Area Unemployment Statistics Program ,2022
9. US Census Bureau S1701 Poverty status in the past 12 months, 2021
10. US Census Bureau S2801 Types of Computers and Internet Subscriptions, 2021
11. ALICE Report, 2023
12. American community survey, 5-year, 2022
13. Florida Department of Education, Education Information and Accountability Services (EIAS), 2022
14. Florida Behavioral Risk Factor Surveillance System 2019
15. CDC- PLACES 2022
16. National Environmental Public Health Tracking Network, 2022